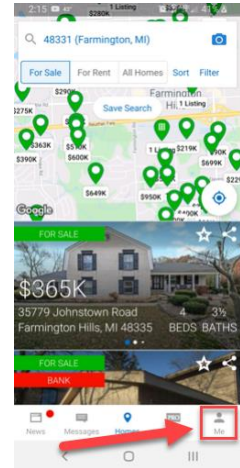


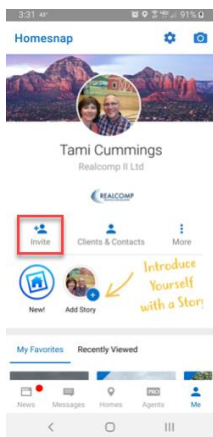
Sending the Homesnap App to Your Clients

Homesnap is a real estate website and mobile app that you can use to give your clients access to listings and communicate with them while they are in an app that is branded to you. Once you have downloaded the app and have logged in, you can send the app to your clients.

1. From the main screen in Homesnap, click the Me icon in the lower right corner.

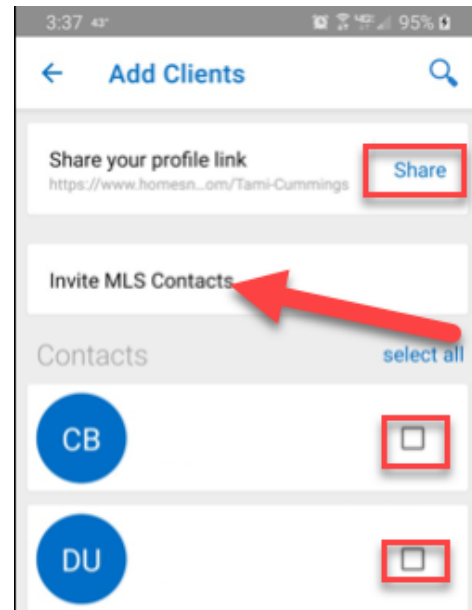


2. From your Profile page, Click the Invite link to invite your clients to Homesnap.



3. This will take you to the list of Contacts from your phone. Select which contacts you want to invite and click Share in the upper right corner of the screen.

4. To invite clients that you already have in RCO3, click the Invite MLS Contacts link. (See arrow in image to the right). You will be asked to log into RCO3 and then your contacts from the MLS will display. Select the desired contacts and click the Send button in the upper right as shown.



Your clients will receive a link to download the app and register with Homesnap.

If you have additional questions, please contact Customer Care at (866) 553-3430, 7 days a week.